

School Data Position Statement

Early Years Foundation Stage Profile

School Name:	Race Leys Infant School
--------------	-------------------------

DfE Number:	2614
-------------	------

Consortium Number:	2	Ofsted Grade ¹ :	Good	Ofsted Date ¹ :	19/03/2014
--------------------	---	-----------------------------	------	----------------------------	------------

EYFSP: Percentage of pupils awarded expected or exceeding grade

	School			Warwickshire			National		
	2016	2017	2018	2016	2017	2018	2016	2017	2018 ³
Total Eligible Pupils	70	58	60	6627	6605	6514	669052	669864	643250
Good Level of Development (GLD) ²	64%	67%	62%	71%	73%	72%	69%	71%	72%

Prime Learning Goals	Communication and Language	77%	79%	72%	82%	83%	82%	82%	82%	82%
	Listening and attention	83%	86%	82%	86%	86%	86%	86%	86%	86%
	Understanding	79%	86%	82%	86%	86%	86%	86%	86%	86%
	Speaking	79%	84%	80%	86%	86%	86%	85%	85%	86%
	Physical Development	79%	84%	87%	87%	88%	87%	88%	88%	87%
	Moving and handling	79%	86%	92%	89%	89%	89%	90%	90%	89%
	Health and self-care	87%	93%	90%	92%	92%	91%	92%	91%	91%
	Personal, Social and Emotional Development	77%	81%	75%	85%	86%	85%	85%	85%	85%
	Self-confidence and self-awareness	83%	88%	78%	89%	90%	89%	89%	89%	89%
	Managing feelings and behaviour	80%	86%	83%	88%	89%	88%	88%	88%	88%
	Making relationships	81%	88%	83%	90%	91%	90%	90%	90%	90%

Specific Learning Goals	Literacy	64%	72%	63%	74%	75%	74%	72%	73%	73%
	Reading	76%	78%	67%	80%	79%	79%	77%	77%	77%
	Writing	64%	72%	63%	74%	75%	75%	73%	73%	74%
	Mathematics	69%	78%	65%	79%	79%	79%	77%	78%	78%
	Numbers	73%	79%	67%	80%	81%	81%	79%	79%	80%
	Shape, space and measures	70%	79%	70%	83%	83%	83%	82%	82%	82%
	Understanding the World	79%	86%	78%	84%	84%	84%	83%	84%	84%
	People and communities	79%	90%	80%	86%	87%	86%	86%	86%	86%
	The world	79%	86%	78%	86%	86%	86%	86%	86%	86%
	Technology	84%	95%	93%	93%	93%	92%	92%	93%	93%
	Expressive Arts and Design	80%	88%	88%	87%	87%	87%	86%	87%	87%
	Exploring media and materials	81%	90%	88%	89%	89%	88%	89%	89%	89%
	Being imaginative	86%	91%	88%	89%	89%	88%	88%	88%	89%

Average Total Assessment Score	32.4	32.5	31.1	34.4	34.3	34.2	34.5	34.5	34.6
--------------------------------	------	------	------	------	------	------	------	------	------

All 2018 data is **PROVISIONAL** and may be subject to change

Source: EYFSP – From schools during the statutory June/July collections

¹ Full Ofsted Inspection Grade and Date are the latest ones known to the Local Authority as at 31st July 2018 (Short inspections may have occurred since the most recent full inspection date)

² GLD – Awarded expected or exceeding grade in all Prime Learning Goals and Literacy & Maths Specific Learning Goals

³ Published 2018 national data available at the end of October 2018, provisional figures provided are based on those supplied by Local Authorities in July

School Data Position Statement

Phonics and Key Stage 1

School Name: Race Leys Infant School

DfE Number: 2614

Phonics: Year 1 - % of pupils Working at (Wa) or Working towards (Wt) required level

	School			Warwickshire			National		
	2016	2017	2018	2016	2017	2018	2016	2017	2018 ²
Year 1 - Total Eligible Pupils	69	69	58	6292	6628	6573	652250	664960	655530
Year 1 - Working at (Wa) ³	86%	86%	79%	82%	82%	84%	81%	81%	83%
Year 1 - Working towards (Wt) ³	14%	14%	21%	17%	16%	15%	18%	17%	16%

Key Stage 1: Percentage of pupils achieving

		School			Warwickshire			National		
		2016	2017	2018	2016	2017	2018	2016	2017	2018 ²
	Total Eligible Pupils	44	68	66	6195	6333	6677	636079	648145	654788
Less than the Expected Standard	Reading	25%	21%	20%	24%	22%	22%	26%	24%	24%
	Writing	50%	37%	24%	33%	30%	29%	34%	31%	30%
	Maths	36%	29%	23%	26%	23%	23%	27%	24%	24%
	Science	7%	10%	15%	16%	15%	15%	18%	17%	17%
	RWM	20%	19%	17%	18%	17%	17%	19%	18%	18%
	RWMS	7%	9%	15%	13%	12%	13%	14%	13%	13%
Expected Standard and above	Reading	75%	79%	79%	76%	77%	77%	74%	76%	75%
	Writing	50%	63%	74%	67%	70%	71%	65%	68%	70%
	Maths	64%	71%	76%	74%	76%	77%	73%	75%	76%
	Science	93%	90%	83%	84%	84%	85%	82%	83%	83%
	RWM	50%	59%	71%	62%	66%	67%	60%	64%	65%
	RWMS	50%	59%	71%	62%	65%	67%	60%	63%	65%
Working at Greater Depth	Reading	39%	22%	29%	28%	28%	29%	24%	25%	26%
	Writing	25%	15%	18%	16%	17%	18%	13%	16%	16%
	Maths	30%	18%	26%	21%	24%	25%	18%	21%	22%
	RWM	25%	10%	14%	12%	13%	14%	9%	11%	12%

All 2018 data is **PROVISIONAL** and may be subject to change

Source: Phonics and KS1 data – From schools during the statutory June/July collections

1 Ofsted Inspection Grade and Date are the latest ones known to the Local Authority as at 31st July 2018

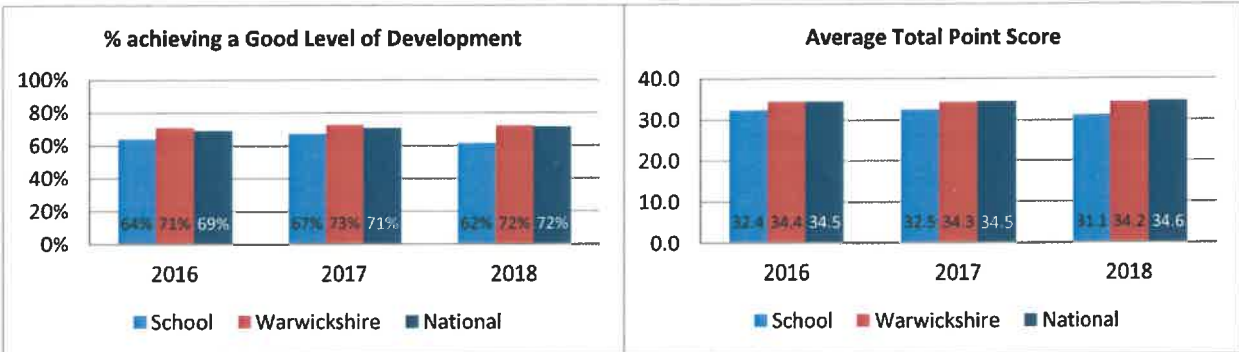
2 Published 2018 national data available at the end of September 2018, provisional figures provided are based on those supplied by Local Authorities in July

3 Phonics: Wt is working towards required standard; Wa is working at or above required standard. Pass mark for all 3 years is 32

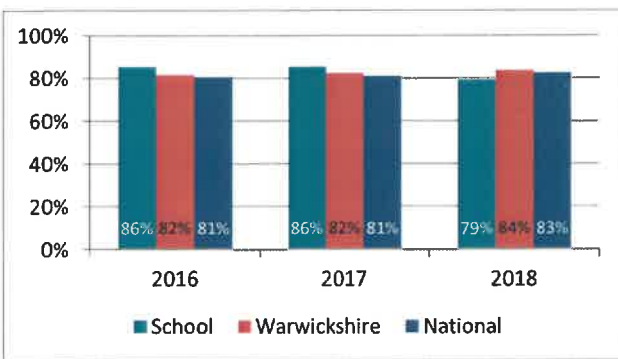
School Name: Race Leys Infant School

DfE Number: 2614

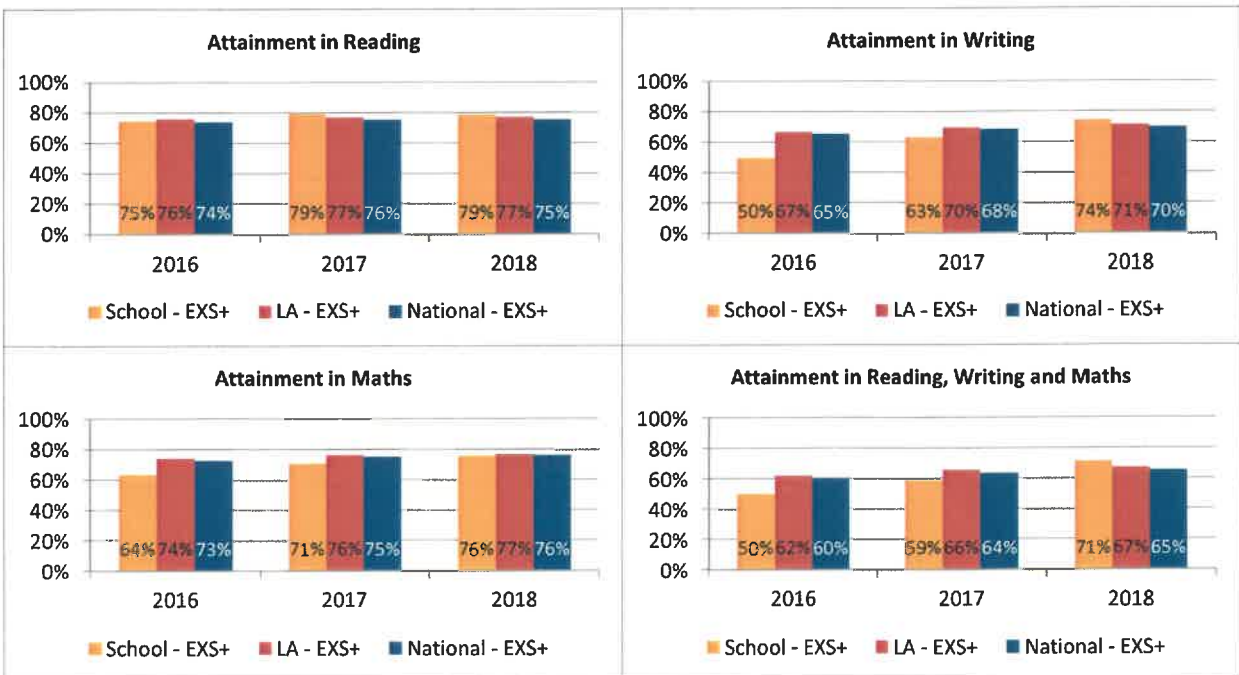
Early Years Foundation Stage Profile



Phonics: Year 1 - % of pupils Working At required level



Key Stage 1: % of pupils achieving



Source: EYFSP, Phonics and KS1 data – From schools during the statutory June/July collections